

Abb. 21

1. d-Formylcampher-d,1-propylen-diimin. 2. d-Formylcampher-d,1-propylen-diimin-kupfer. 3. l-Formylcampher-d,1-propylen-diimin-kupfer

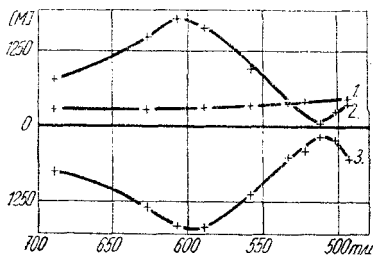


Abb. 22

1. d,l-Formylcampher-1(+)-propylen-diimin. 2. d,l-Formylcampher-d(-)-propylen-diimin-kupfer. 3. d,l-Formylcampher-1(+)-propylen-diimin-kupfer

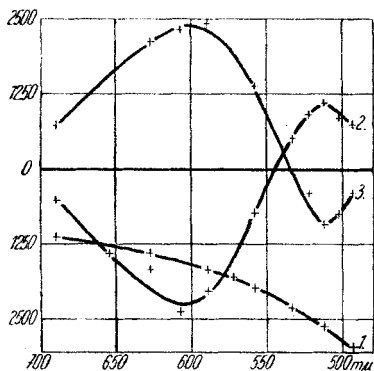


Abb. 23

1. l-Formylcampher-d(-)-propylen-diimin. 2. d-Formylcampher-1(+)-propylen-diimin-kupfer. 3. l-Formylcampher-d(-)-propylen-diimin-kupfer

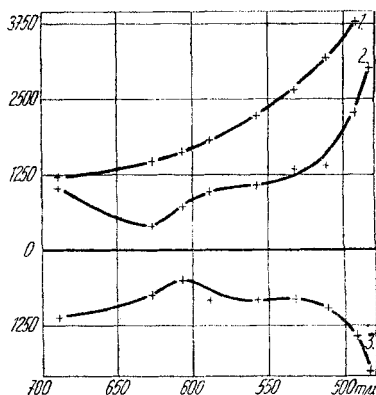


Abb. 24

1. d-Formylcampher-d(-)-propylen-diimin. 2. d-Formylcampher-d(-)-propylen-diimin-kupfer. 3. l-Formylcampher-1(+)-propylen-diimin-kupfer

Berichtigung

zu K. v. Auwers, Zur Spektrochemie der Pyridinderivate,
J. prakt. Chem. [2] Bd. 150

S. 171 bei Zeile Nr. II, 3 der Tab. IV:

statt 38,06 lies 38,00.